




BlueSolar Charge Controllers with screw- or MC4 PV connection

MPPT 150/45, MPPT 150/60, MPPT 150/70, MPPT 150/85, MPPT 150/100

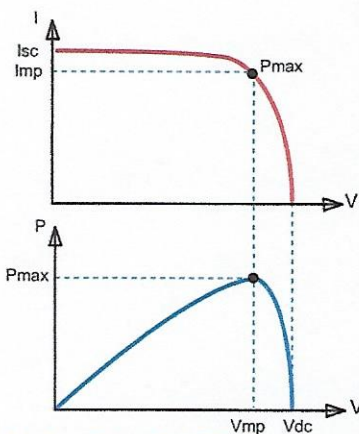
www.victronenergy.com



Solar Charge Controller
MPPT 150/70-Tr



Solar Charge Controller
MPPT 150/70-MC4



Maximum Power Point Tracking

Upper curve:

Output current (I) of a solar panel as function of output voltage (V).

The Maximum Power Point (MPP) is the point Pmax along the curve where the product $I \times V$ reaches its peak.

Lower curve:

Output power $P = I \times V$ as function of output voltage.

When using a PWM (not MPPT) controller the output voltage of the solar panel will be nearly equal to the voltage of the battery, and will be lower than V_{mp} .

Ultra-fast Maximum Power Point Tracking (MPPT)

Especially in case of a clouded sky, when light intensity is changing continuously, an ultra-fast MPPT controller will improve energy harvest by up to 30% compared to PWM charge controllers and by up to 10% compared to slower MPPT controllers.

Advanced Maximum Power Point Detection in case of partial shading conditions

If partial shading occurs, two or more maximum power points may be present on the power-voltage curve.

Conventional MPPTs tend to lock to a local MPP, which may not be the optimum MPP.

The innovative BlueSolar algorithm will always maximize energy harvest by locking to the optimum MPP.

Outstanding conversion efficiency

No cooling fan. Maximum efficiency exceeds 98%.

Flexible charge algorithm

Fully programmable charge algorithm (see the software page on our website), and eight pre-programmed algorithms, selectable with a rotary switch (see manual for details).

Extensive electronic protection

Over-temperature protection and power derating when temperature is high.

PV short circuit and PV reverse polarity protection.

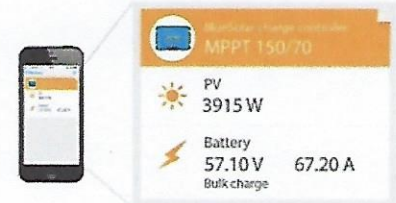
PV reverse current protection.

Internal temperature sensor

Compensates absorption and float charge voltage for temperature.

Real-time data display options

- Apple and Android smartphones, tablets and other devices: see the VE.Direct to Bluetooth Smart dongle
- ColorControl panel



| BlueSolar Charge Controller | MPPT 150/45 | MPPT 150/60 | MPPT 150/70 | MPPT 150/85 | MPPT 150/100 |
|---|---|-------------|-------------|---|--------------|
| Battery voltage | 12 / 24 / 48V Auto Select (software tool needed to select 36V) | | | | |
| Rated charge current | 45A | 60A | 70A | 85A | 100A |
| Maximum PV power, 12V 1a,b) | 650W | 860W | 1000W | 1200W | 1450W |
| Maximum PV power, 24V 1a,b) | 1300W | 1720W | 2000W | 2400W | 2900W |
| Maximum PV power, 48V 1a,b) | 2600W | 3440W | 4000W | 4900W | 5800W |
| Maximum PV open circuit voltage | 150V absolute maximum coldest conditions 145V start-up and operating maximum | | | | |
| Maximum efficiency | 98% | | | | |
| Self-consumption | 10 mA | | | | |
| Charge voltage 'absorption' | Default setting: 14,4 / 28,8 / 43,2 / 57,6V (adjustable) | | | | |
| Charge voltage 'float' | Default setting: 13,8 / 27,6 / 41,4 / 55,2V (adjustable) | | | | |
| Charge algorithm | multi-stage adaptive | | | | |
| Temperature compensation | -16 mV / °C resp. -32 mV / °C | | | | |
| Protection | Battery reverse polarity (fuse, not user accessible) PV reverse polarity / Output short circuit / Over temperature | | | | |
| Operating temperature | -30 to +60°C (full rated output up to 40°C) | | | | |
| Humidity | 95%, non-condensing | | | | |
| Data communication port and remote on-off | VE.Direct (see the data communication whitepaper on our website) | | | | |
| Parallel operation | Yes (not synchronized) | | | | |
| ENCLOSURE | | | | | |
| Colour | Blue (RAL 5012) | | | | |
| PV terminals 2) | 35 mm ² / AWG2 (Tr models), or Dual MC4 connectors (MC4 models) | | | | |
| Battery terminals | 35 mm ² / AWG2 | | | | |
| Protection category | IP43 (electronic components), IP22 (connection area) | | | | |
| Weight | 3kg | | | 4,5kg | |
| Dimensions (h x w x d) | Tr models: 185 x 250 x 95mm MC4 models: 215 x 250 x 95mm | | | Tr models: 216 x 295 x 103mm MC4 models: 246 x 295 x 103mm | |
| STANDARDS | | | | | |
| Safety | EN/IEC 62109 | | | | |
| 1a) If more PV power is connected, the controller will limit input power to the stated maximum. | | | | | |
| 1b) PV voltage must exceed $V_{bat} + 5V$ for the controller to start. Thereafter minimum PV voltage is $V_{bat} + 1V$. | | | | | |
| 2) MC4 models: several splitter pairs will be needed to parallel the strings of solar panels. | | | | | |